
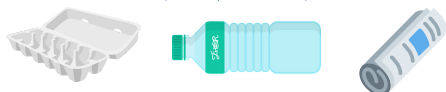


WHAT WILL YOU MAKE A FISH FROM?

AT THE BUS





IMAGINE AN UNDERWATER CREATURE...



you don't need any special materials - use what you have around at home



you can try using things like toilet roll tubes, a sponge, an old envelope, magazine or newspaper, packaging, bottle tops, egg boxes, cardboard, pebbles and more!



warm up


Find a scrap piece of paper. Cover the page with as many different patterns and textures you can think of.

Try varying the size of your patterns and see how many you can come up with.



tip

You might use these patterns to decorate your fish



tip

Search 'National Geographic Everything Oceans' to see some great videos of sea life

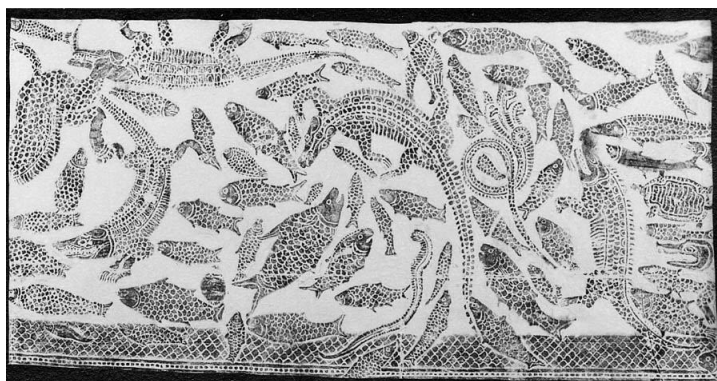


inspiration

Start by thinking of all the wierd and wonderful fish. They come in a huge variety of different shapes and sizes with all kinds of patterns and colours.

If you can, do some research in books or online, or you can invent your own fantastic fish!

20TH CENTURY RUBBING FROM CAMBODIA



did you know?

Tuna fish can swim at speeds of over 40 miles per hour!



WHAT WILL YOU MAKE A FISH FROM?

AT THE BUS

VASE BY
WILLIAM DE
MORGAN,
C. 1900



Things that you would normally put in the recycling bin often make great crafting materials.



DESIGN

Gather together your materials.

Will you use these to create a realistic scene or will you create a magical imagined underwater world?

Will you choose to repeat fish shapes or do lots of different types of animals?



Will you include plants in your underwater scene?


You may want to do a sketch design on paper before you start.



CREATE

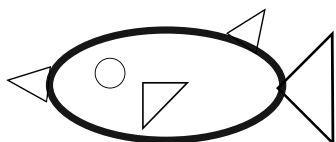
Be creative and combine materials to create your fish from household objects.

You can stick, cut, draw, collage, crumple, tear, fold, paint and more!



these examples are made from a mask, a toilet roll and an old map

DRAWING A FISH



You can use basic shapes such as circles, ovals and triangles to draw fish.

Once you have the outline drawing, you can add colour and detail.

SHARE

Take a photo of your fish and share it with us!

Email it to info@atthebus.org.uk



IF YOU COULD BE ANY SEA CREATURE, WHAT WOULD YOU CHOOSE? WHY?

www.atthebus.org.uk